

Name of water delivery system	Prospect North Water Delivery System
Name of distribution system	Hills Suburbs Water Distribution System Hornsby Water Distribution System Prospect Hill Water Distribution System
Map of Network	https://www.sydneywater.com.au/SW/water-the-environment/how-we-manage-sydney-s-water/water-network/index.htm

System Summary	Projected			
	2026	2031	2041	2051
Demand MDD (ML/d)				
Dural South and Dural Elevated	61.3	64.4	68.0	70.1
Kellyville Elevated	7.2	7.2	7.3	7.3
Rogans Hill, Parklea, Rouse Hill, Castle Hill and Oakville Elevated	122.6	140.1	156.2	163.5
West Pennant Hills	28.2	31.6	35.0	37.5
Beecroft	15.4	16.0	16.2	16.3
Berowra Elevated	10.4	10.8	11.4	12.0
Cowan North	1.7	1.8	2.0	2.1
Hornsby Heights	4.0	4.2	4.5	4.8
Wahroonga and Wahroonga Elevated	67.1	70.1	73.9	75.3
Baulkham Hills	14.5	14.8	15.3	15.8
Marayong, Marayong Elevated Water Network	45.8	52.9	59.3	62.1
Prospect Hill and Mt Dorothy Water Network	61.6	66.8	74.0	79.2
Prospect Hill Elevated Water Network	36.6	38.8	42.7	45.2

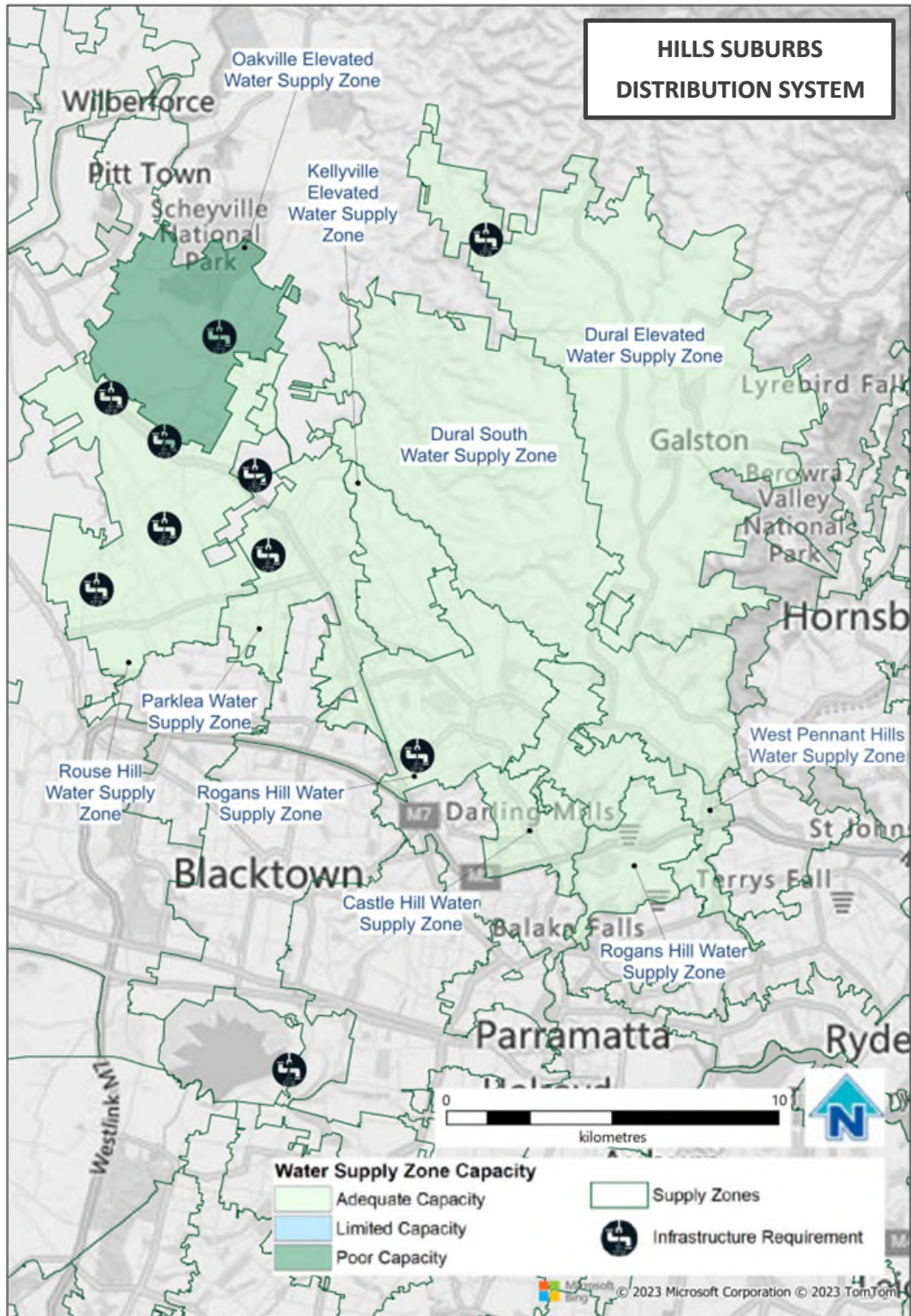
Infrastructure requirement and Capacity Constraints			
Planning Horizon	Infrastructure and Location	Purpose	Approximate Capital Cost (\$m)
2023	Water Network System	Growth	\$19.5M
2023	Water Network System	Regulatory	\$39M
2025	Water Network System	Growth	\$17M
2026	Water Network Pumping	Growth	\$2M
2026	Water Network Watermain	Growth	\$95.3M
2028	Water Network Reservoir	Growth	\$23.1M
2028	Water Network Watermain	Growth	\$32.6M
2029	Water Network Watermain	Growth	\$91.3M
2030	Water Network Watermain	Growth	\$38M
2031	Water Network Pumping	Growth	\$232.7M
2031	Water Network Reservoir	Growth	\$28.2M
2031	Water Network System	Growth	\$39.8M
2031	Water Network Watermain	Growth	\$866.9M
2036	Water Network Watermain	Growth	\$4.1M
2041	Water Network Pumping	Growth	\$10.7M
2041	Water Network Reservoir	Growth	\$42.4M
2041	Water Network Watermain	Growth	\$86.2M
2046	Water Network Watermain	Growth	\$3.9M
2051	Water Network Watermain	Growth	\$20.3M
2056	Water Network Pumping	Growth	\$13.7M
2056	Water Network Watermain	Growth	\$245.9M

© June 2023 Sydney Water

While Sydney Water has made every effort to provide information that is up to date, this information can be affected by many factors and is provided as a guide only. Sydney Water makes no representation, warranty, undertaking or guarantee (express or implied) that the information provided in this document is accurate, reliable or complete.

Information sources, where publicly available
N/A (not publicly available)

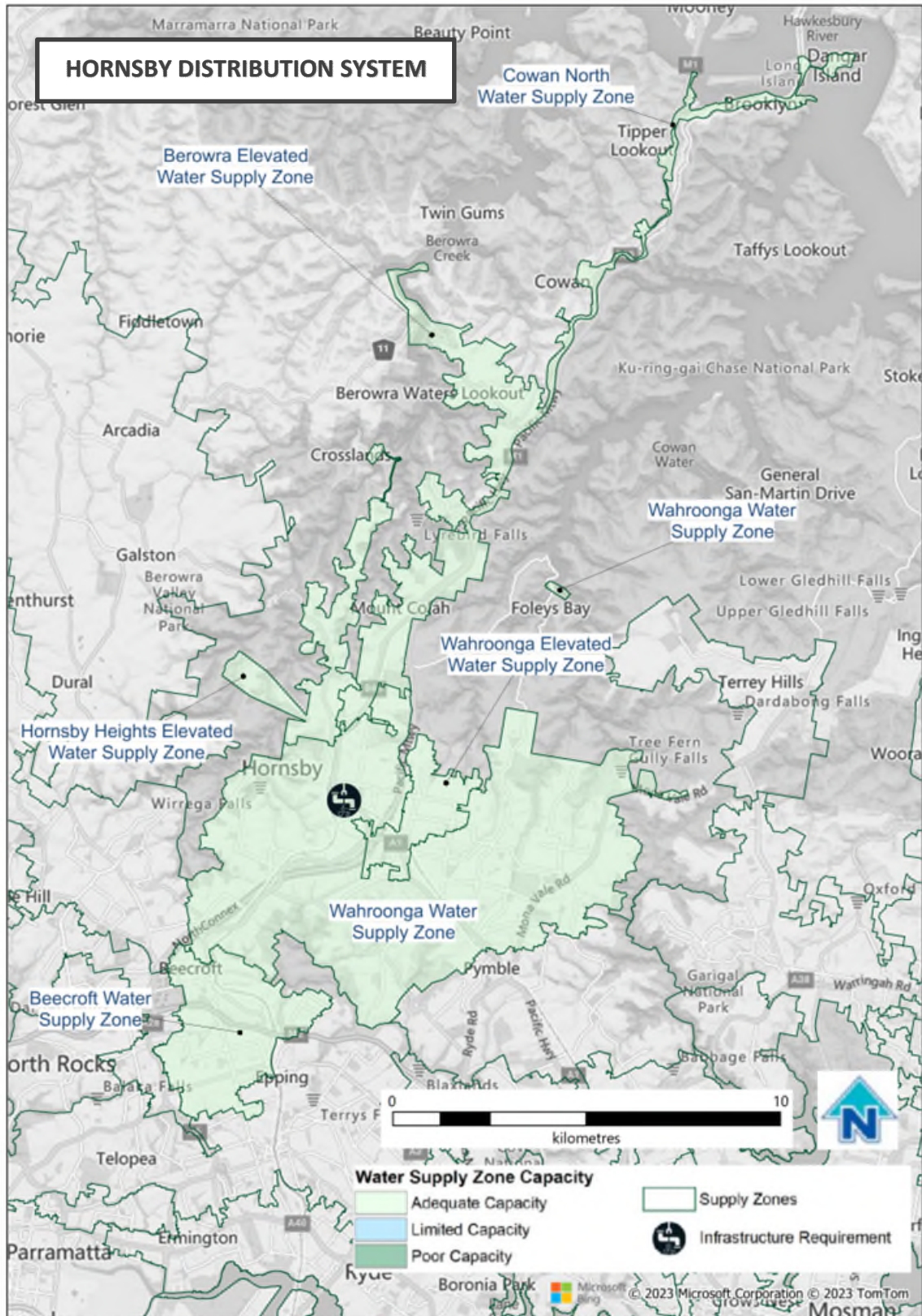
Further investigations
Refer to Growth Servicing Plan 2022-2027: https://www.sydneywater.com.au/plumbing-building-developing/developing/growth-servicing-plan.html



© June 2023 Sydney Water

While Sydney Water has made every effort to provide information that is up to date, this information can be affected by many factors and is provided as a guide only. Sydney Water makes no representation, warranty, undertaking or guarantee (express or implied) that the information provided in this document is accurate, reliable or complete.

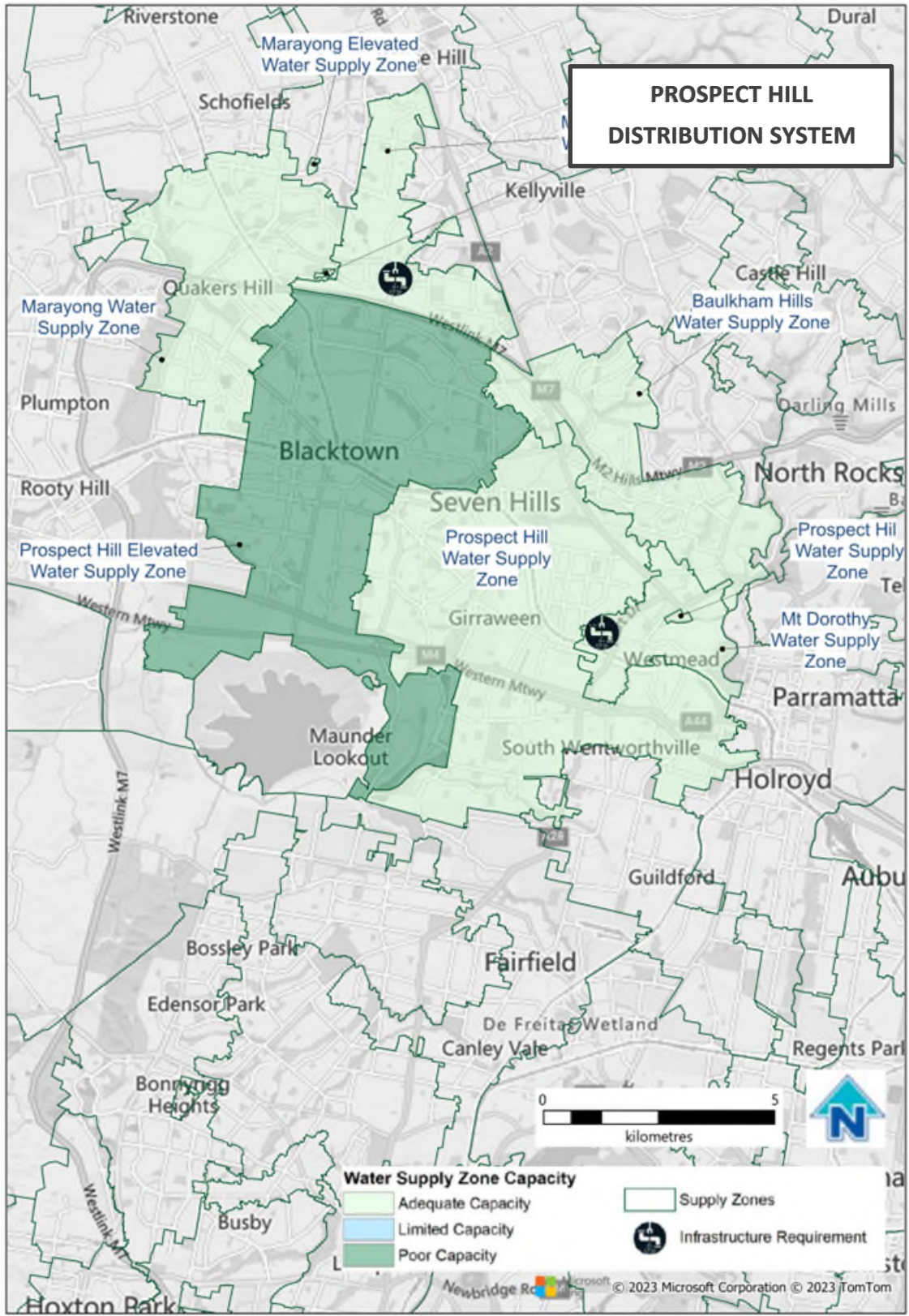
Date published: 30 June 2023



© June 2023 Sydney Water

While Sydney Water has made every effort to provide information that is up to date, this information can be affected by many factors and is provided as a guide only. Sydney Water makes no representation, warranty, undertaking or guarantee (express or implied) that the information provided in this document is accurate, reliable or complete.

Date published: 30 June 2023



© June 2023 Sydney Water
While Sydney Water has made every effort to provide information that is up to date, this information can be affected by many factors and is provided as a guide only. Sydney Water makes no representation, warranty, undertaking or guarantee (express or implied) that the information provided in this document is accurate, reliable or complete.